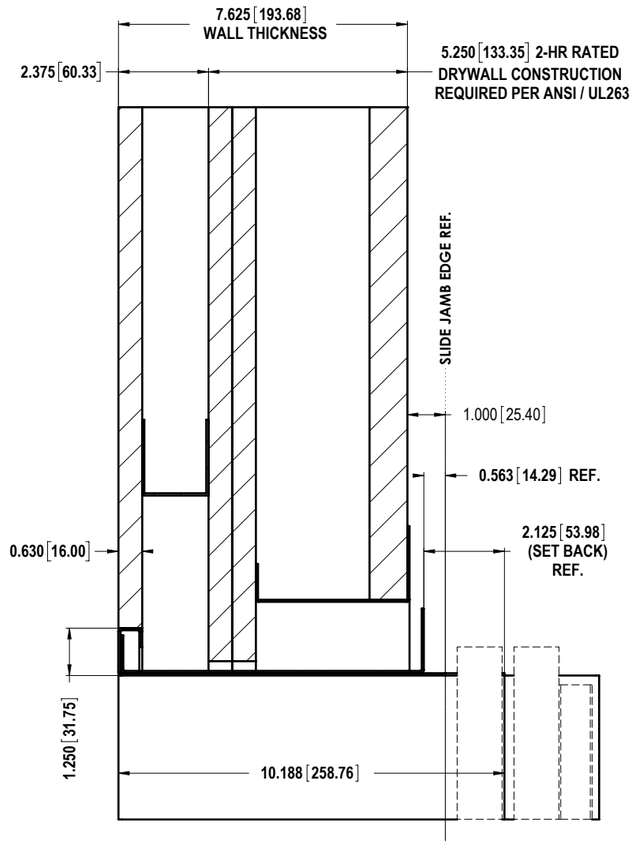

SECTION A

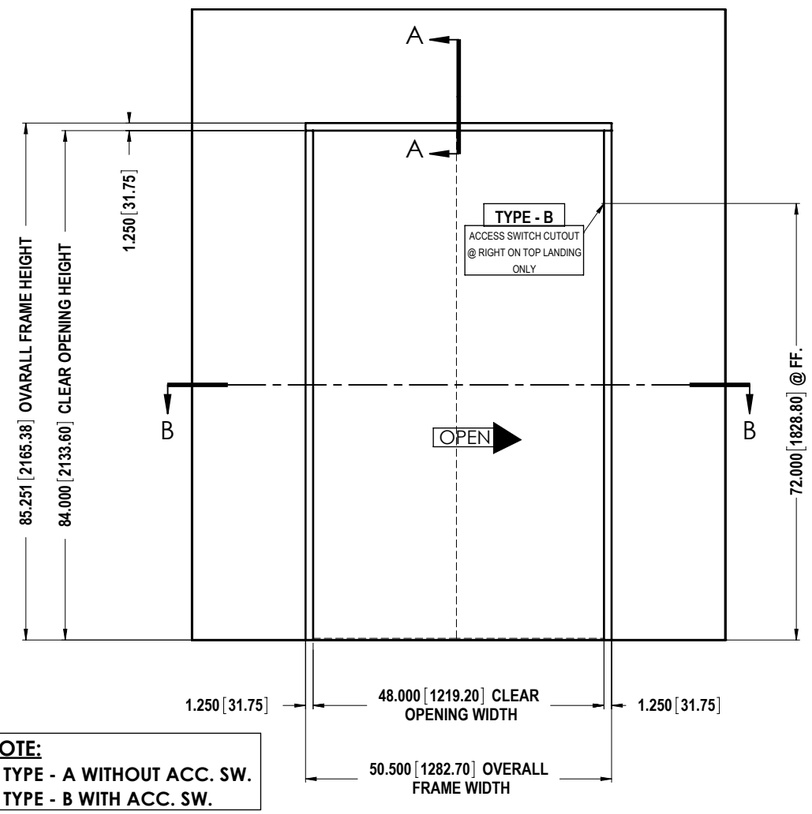

NOTE:
1. TYPE - A WITHOUT ACC. SW.
2. TYPE - B WITH ACC. SW.

NGD FRONT CORRIDOR ELEVATION

QUANTITY	SPECIFICATION TITLEBLOCK	SEC.	REV.
	SECTION 1.0 / OPENING SPECIFICATIONS		
	2SPEED LEFT HAND 48 X 84 CLEAR OPENING	1.1	
	SECTION 2.0 / GUNDERLIN NGD FACTORY REPLACEMENT FRAMES		
4	CONSTRUCTION: **UL (Type)**	2.1	
	☒ DRY WALL	2.2	
	☒ BOLTED FRAME	2.3	
	☒ FLUSH	2.4	
	MATERIAL: 16 GA. ST. STEEL. FERRITIC STN. STL.	2.5	
	FINISH: #4 SATIN	2.6	
	SECTION 3.0 / LABELS/BRAILLES/SIGNAGE		
	STAR OF LIFE:	3.1	
	ACCESS SWITCH: INTEGRAL TYPE @ RIGH ON TOP LANDING ONLY. △1	3.2	
	ELEVATOR NUMBERS: Include star for main egress "*2"	3.3	
	BRAILLE PLATES: ADHESIVE MOUNTED & SURFACE TYPE. MARKINS: "1", "2", "3", & "4" STANDARD (STN. STL. CHARACTER ON BLACK BACKGROUND)	3.4	
	UL LABEL *(Main Label 1 req. per frame)*	**3.5**	
	SECTION 4.0 / HARDWARE		
8	AAA316HEH JAMB TO SILL SUPPORT "L" BRACKET (2) REQUIRED PER FRAME.	4.1	
24	M8x20 - 4.62 NUTS FOR AAA316HEH "L" BRACKET (3) REQUIRED PER BRACKET.	4.2	
24	M6 HEADER SPEED NUT / CLIP. OTIS # 72BX20, VENDOR: CIP (6) REQ. PER FRAME.	4.3	
24	M6 X 20 - 8.8Z (6) REQ. PER FRAME.	4.4	
32	M8 X 20 WHIZ BOLT AND NUT ASS'Y FOR BOLTING HEAD JAMB TO SIDE JAMBS.	4.5	
	SECTION 5.0 / GENERAL NOTES		

FOR SIDES JAMBS WITH DEPTH MORE THAN 14" REFER TO: Q.C. PROCEDURE - 2.1.E2 7. REINFORCEMENT.

OTIS PARN No.: **AAA23101V983**

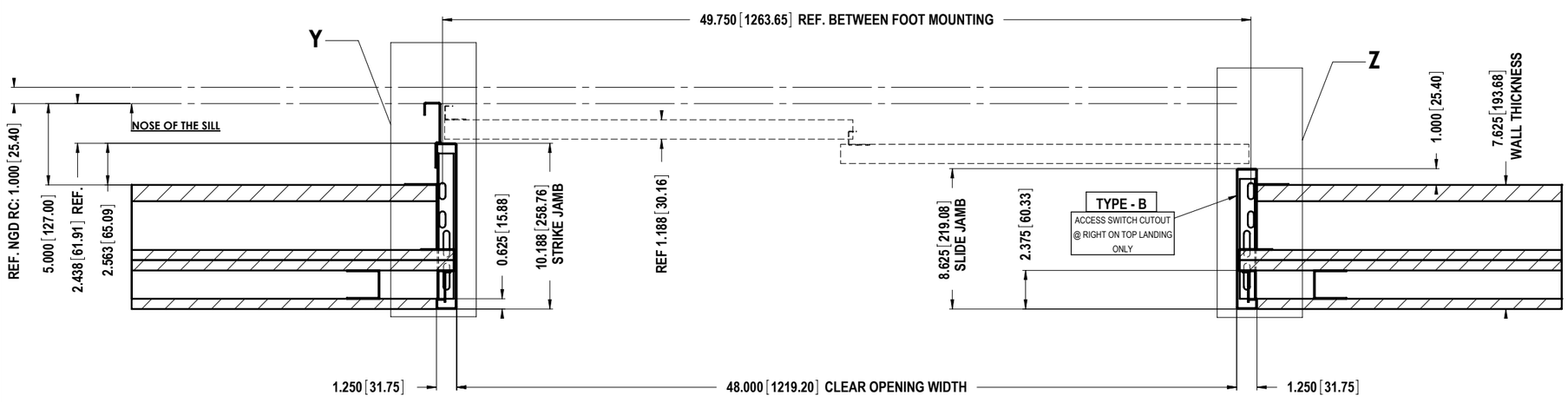

NOTE:
1. TYPE - A WITHOUT ACC. SW.
2. TYPE - B WITH ACC. SW.

SECTION B

THIS DRAWING HAS BEEN SUBMITTED FOR APPROVAL AND ONE COPY MUST BE RETURNED SIGNED AND MARKED "APPROVED" OR "APPROVED AS NOTED". JOB WILL NOT BE RELEASED FOR FABRICATION UNTIL ALL QUESTIONS HAVE BEEN ANSWERED, ANY PROMISED SHIP DATE MAY BE RESCHEDULED DEPENDING ON DATE OF RECEIPT OF THE ABOVE CONDITIONS ☐ APPROVED ☐APPROVED AS NOTED SIGNED

CAR NO.: 2

QUANTITY: 4

PRINT RECORD

AMT.	TO	DATE	FOR	REV
EMAIL	OTIS ELEVATOR	9/27/2016	FINALS	00
5-P	SHOP	9/27/2016	FABRICATION	00
EMAIL	OTIS ELEVATOR	10/5/2016	FINALS	01
5-P	SHOP	10/5/2016	FABRICATION	01

REV.	DATE	DESCRIPTION OF REVISION
01	10/5/2016	ACCESS SWITCH TYPE WAS BOX & COVER

THIS DRAWING IS GUNDERLIN PROPRIETARY INFORMATION © 2007

GUNDERLIN
ELEVATOR CABS AND ENTRANCES
3625 EAST 11TH AVENUE HIALEAH, FL 33013
PHONE:305-696-6071 FAX: 305-696-6078

CUSTOMER: OTIS ELEVATOR COMPANY
JOB NAME: WEBSTER UNIVERSITY ISB
LOCATION: ST LOUIS, MO
PRELIMINARY: FINAL: 10/5/2016
DRAWN BY: JH/JG GTD. BY: JH FINAL BY: JH/JG GTD. BY: JH

GUNDERLIN JOB NUMBER:	CUSTOMER NUMBER:	SHEET NUMBER:
36571	PO# 142476	1 OF 2

MODEL: NGD-N-FRF-ULDW-2SP-48 X 84-LH
ISSUE DATE: MM/DD/YY REV-01

TYPE A-B

JAMB TO SILL SUPPORT "L" BRACKET PROVISIONS SHOWN FOR NGD. REST OF FOOT MOUNTING SLOT SPACING VARIES DEPENDING ON JAMB DEPTH.

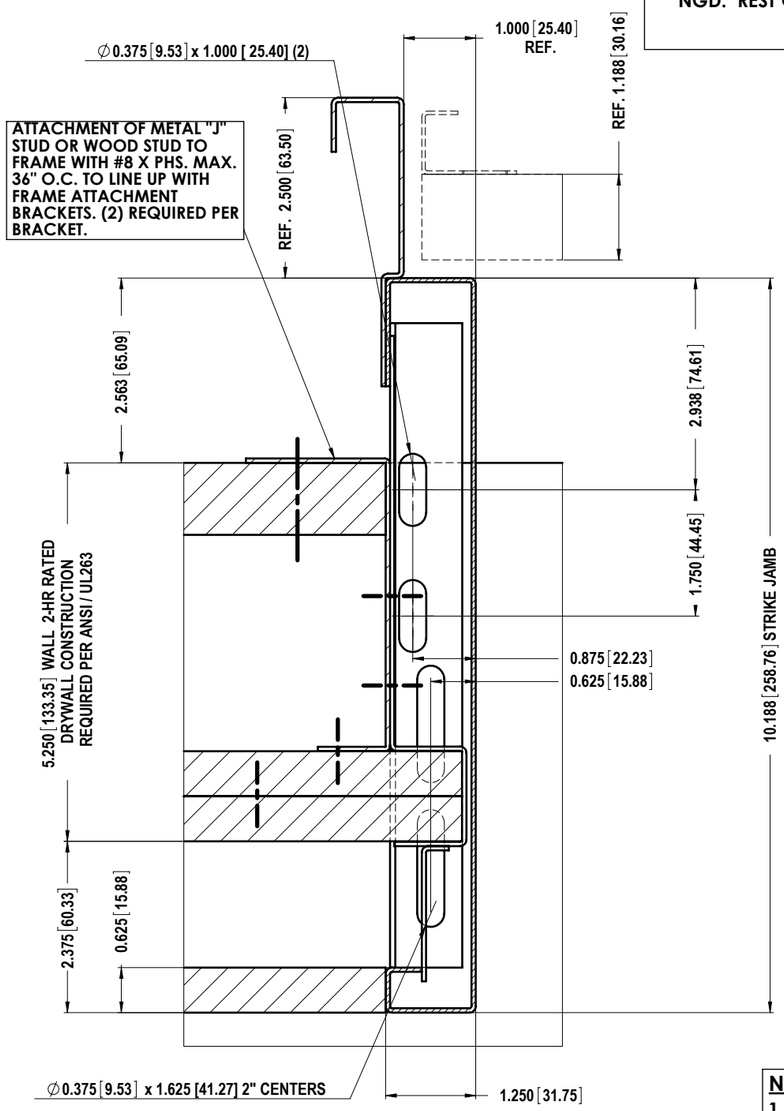

NOTE:
1. TYPE - A WITHOUT ACC. SW.
2. TYPE - B WITH ACC. SW.

DETAIL Y

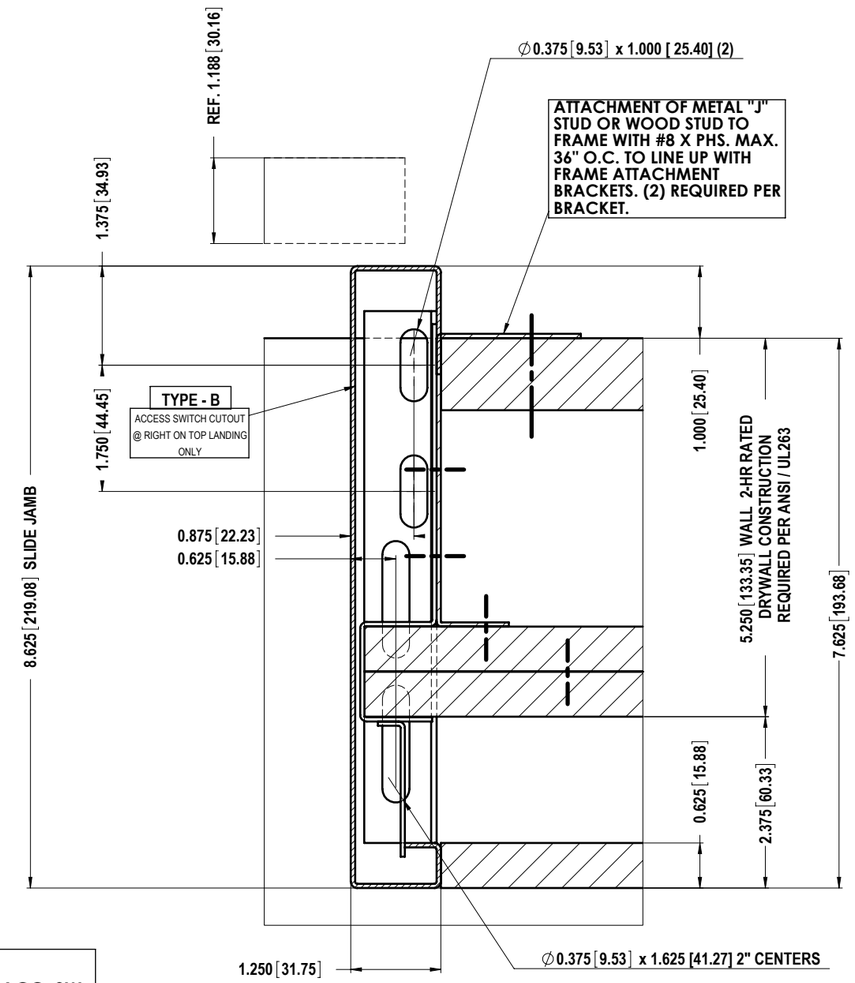

DETAIL Z

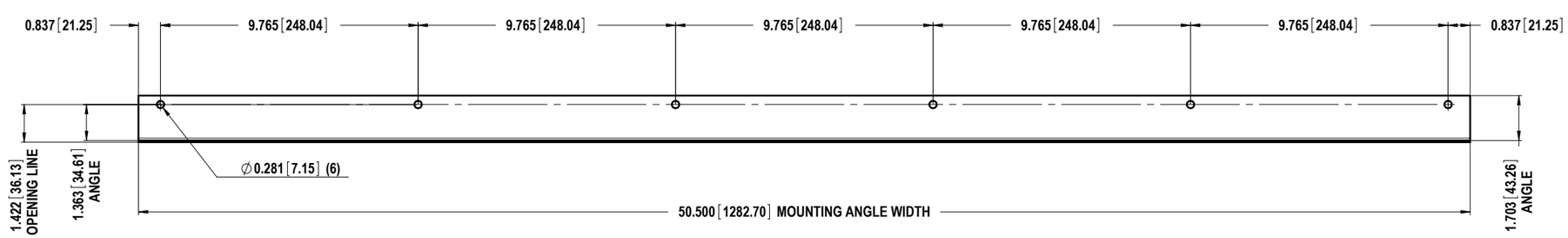

HEAD JAMB. REAR ELEVATION VIEW

SECTION 4.0 / GENERAL NOTES

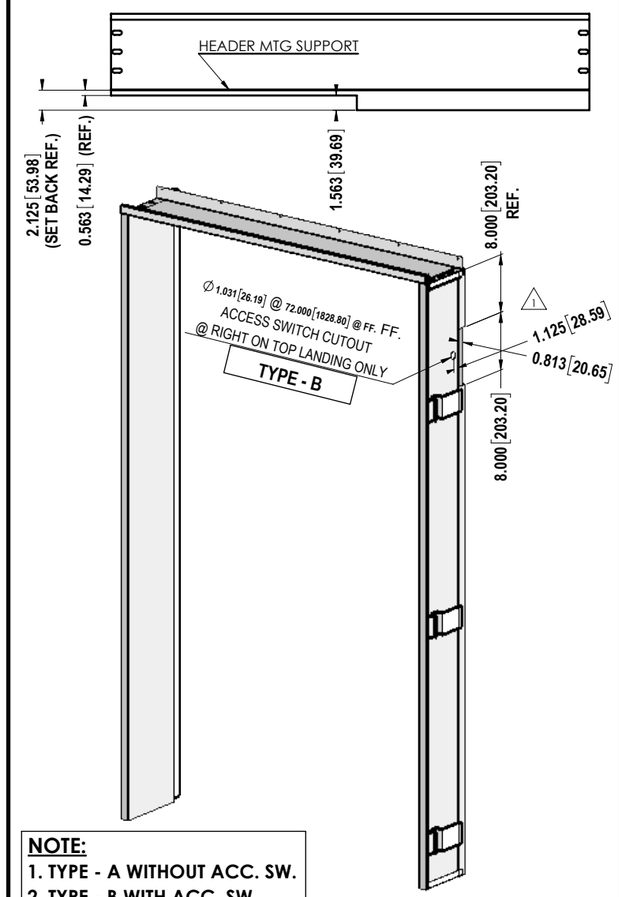

NOTE:
1. TYPE - A WITHOUT ACC. SW.
2. TYPE - B WITH ACC. SW.

HEAD JAMB PLAN VIEW

THIS DRAWING HAS BEEN SUBMITTED FOR APPROVAL AND ONE COPY MUST BE RETURNED SIGNED AND MARKED "APPROVED" OR "APPROVED AS NOTED". JOB WILL NOT BE RELEASED FOR FABRICATION UNTIL ALL QUESTIONS HAVE BEEN ANSWERED, ANY PROMISED SHIP DATE MAY BE RESCHEDULED DEPENDING ON DATE OF RECEIPT OF THE ABOVE CONDITIONS ☐ APPROVED ☐ APPROVED AS NOTED SIGNED

PRINT RECORD

AMT.	TO	DATE	FOR	REV
EMAIL	OTIS ELEVATOR	9/27/2016	FINALS	00
5-P	SHOP	9/27/2016	FABRICATION	00
EMAIL	OTIS ELEVATOR	10/5/2016	FINALS	01
5-P	SHOP	10/5/2016	FABRICATION	01

THIS DRAWING IS GUNDERLIN PROPRIETARY INFORMATION © 2007

GUNDERLIN
ELEVATOR CABS AND ENTRANCES
3625 EAST 11TH AVENUE HIALEAH, FL 33013
PHONE:305-696-6071 FAX: 305-696-6078

CUSTOMER: OTIS ELEVATOR COMPANY
JOB NAME: WEBSTER UNIVERSITY ISB
LOCATION: ST LOUIS, MO
PRELIMINARY: FINAL: 10/5/2016
DRAWN BY: JH/JG GTD. BY: JH FINAL BY: JH/JG GTD. BY: JH

GUNDERLIN JOB NUMBER:	CUSTOMER NUMBER:	SHEET NUMBER:	TYPE
36571	PO# 142476	2 OF 2	A-B

ISSUE DATE: MM/DD/YY REV-01
MODEL: NGD-N-FRF-ULDW-2SP-48 X 84-LH

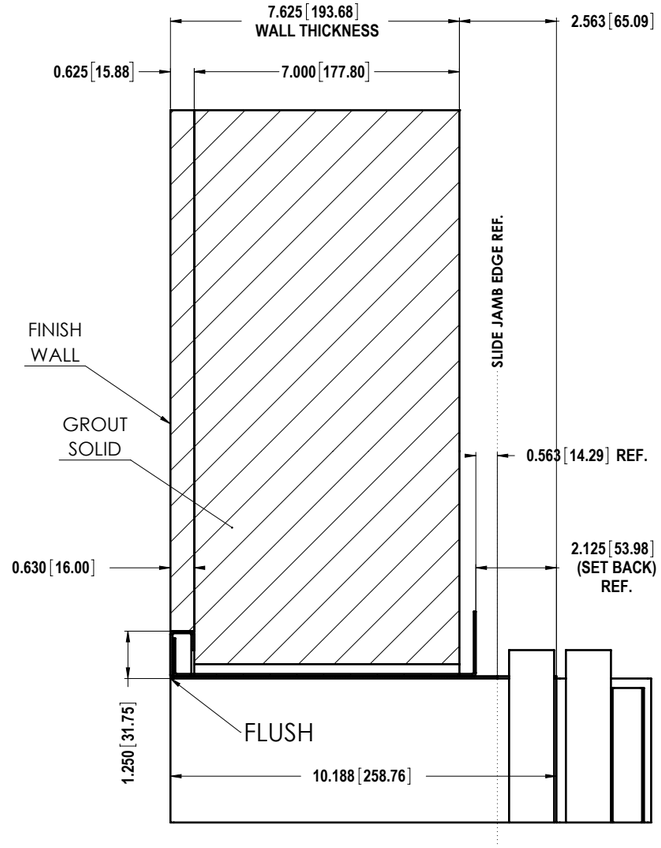

SECTION A

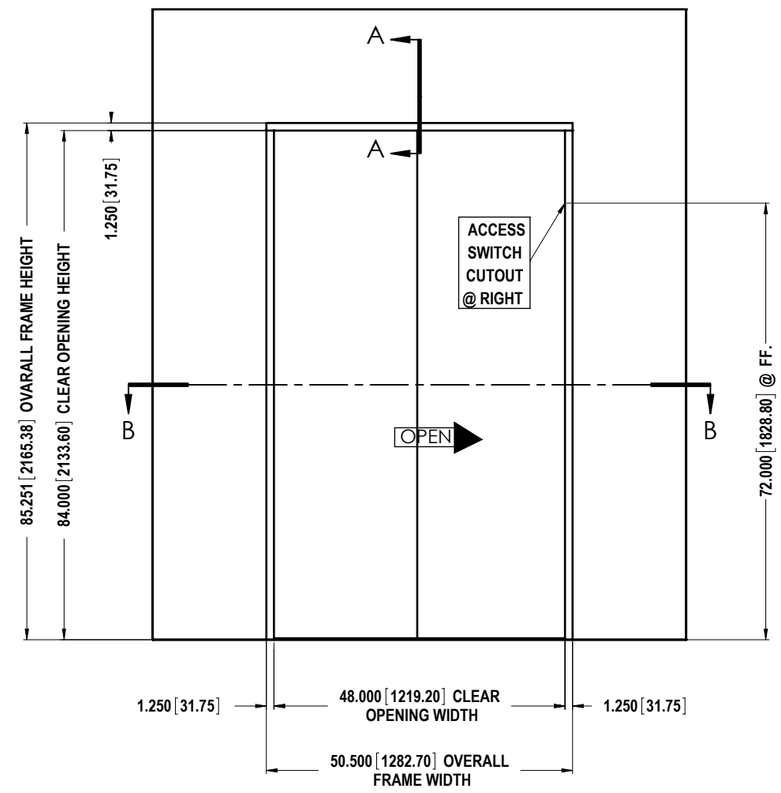

NGD FRONT CORRIDOR ELEVATION

QUANTITY	SPECIFICATION TITLEBLOCK	SEC.	REV.
	SECTION 1.0 / OPENING SPECIFICATIONS		
	2SPEED LEFT HAND 48 X 84 CLEAR OPENING	1.1	
	SECTION 2.0 / GUNDERLIN NGD FACTORY REPLACEMENT FRAMES		
1	CONSTRUCTION:	2.1	
	☒ MASONRY	2.2	
	☒ BOLTED FRAME	2.3	
	☒ FLUSH	2.4	
	MATERIAL: 16 GA. FERRITIC STN.STL.	2.5	
	FINISH: #4 SATIN	2.6	
	SECTION 3.0 / LABELS/BRAILLES/SIGNAGE		
	STAR OF LIFE:	3.1	
	ACCESS SWITCH: INTEGRAL TYPE @ RIGH. △1	3.2	
	ELEVATOR NUMBERS:	3.3	
	BRAILLE PLATES: ADHESIVE MOUNTED & SURFACE TYPE. MARKING "LL"	3.4	
	STANDARD (STN. STL. CHARACTER ON BLACK BACKGROUND)		
	SECTION 4.0 / HARDWARE		
2	AAA316HEH JAMB TO SILL SUPPORT "L" BRACKET (2) REQUIRED PER FRAME.	4.1	
6	M8x20 - 4.62 NUTS FOR AAA316HEH "L" BRACKET (3) REQUIRED PER BRACKET.	4.2	
6	M6 HEADER SPEED NUT / CLIP. OTIS # 72BX20, VENDOR: CIP (6) REQ. PER FRAME.	4.3	
6	M6 X 20 - 8.8Z (6) REQ. PER FRAME.	4.4	
8	M8 X 20 WHIZ BOLT AND NUT ASS'Y FOR BOLTING HEAD JAMB TO SIDE JAMBS.	4.5	
	SECTION 5.0 / GENERAL NOTES		

FOR SIDES JAMBS WITH DEPTH MORE THAN 14" REFER TO: Q.C. PROCEDURE - 2.1.E2 7. REINFORCEMENT.

OTIS PARN No.: **AAA23101V983**

THIS DRAWING HAS BEEN SUBMITTED FOR APPROVAL AND ONE COPY MUST BE RETURNED SIGNED AND MARKED "APPROVED" OR "APPROVED AS NOTED". JOB WILL NOT BE RELEASED FOR FABRICATION UNTIL ALL QUESTIONS HAVE BEEN ANSWERED, ANY PROMISED SHIP DATE MAY BE RESCHEDULED DEPENDING ON DATE OF RECEIPT OF THE ABOVE CONDITIONS ☐ APPROVED ☐APPROVED AS NOTED SIGNED

CAR NO.: 2 FLOOR: LL (BOTTOM LANDING)

QUANTITY: 1

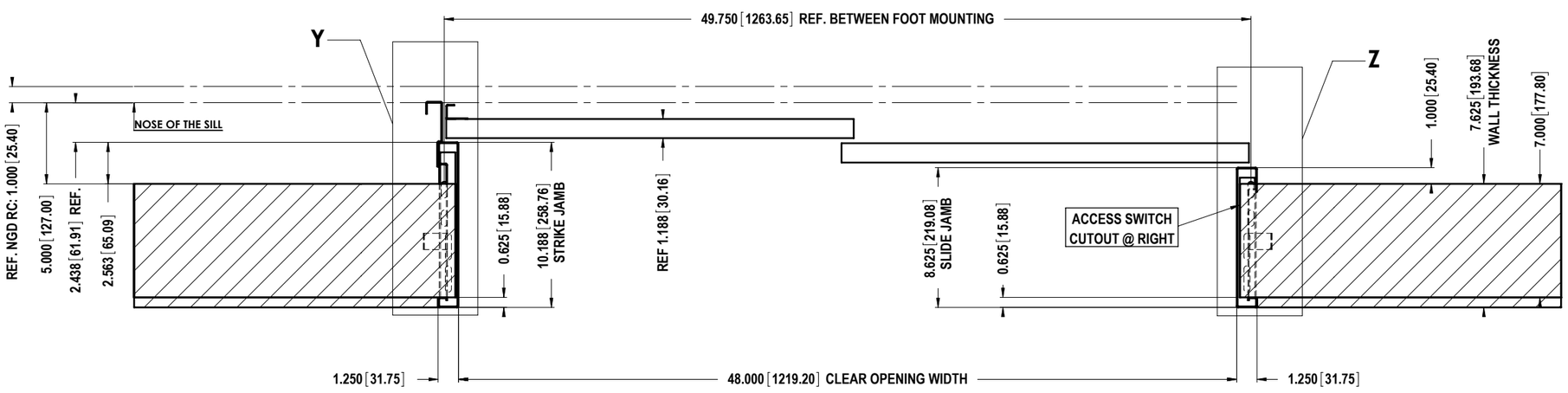

SECTION B

PRINT RECORD

AMT.	TO	DATE	FOR	REV
EMAIL	OTIS ELEVATOR	9/27/2016	FINALS	00
5-P	SHOP	9/27/2016	FABRICATION	00
EMAIL	OTIS ELEVATOR	10/5/2016	FINALS	01
5-P	SHOP	10/5/2016	FABRICATION	01

REV.	DATE	DESCRIPTION OF REVISION
01	10/5/2016	ACCESS SWITCH TYPE WAS BOX & COVER

THIS DRAWING IS GUNDERLIN PROPRIETARY INFORMATION © 2007

GUNDERLIN
ELEVATOR CABS AND ENTRANCES
3625 EAST 11TH AVENUE HIALEAH, FL 33013
PHONE:305-696-6071 FAX: 305-696-6078

CUSTOMER: OTIS ELEVATOR COMPANY
JOB NAME: WEBSTER UNIVERSITY ISB
LOCATION: ST LOUIS, MO
PRELIMINARY: FINAL: 10/5/16
DRAWN BY: JH/JG GTD. BY: JH FINAL BY: JH/JG GTD. BY: JH

GUNDERLIN JOB NUMBER:	CUSTOMER NUMBER:	SHEET NUMBER:
36571	PO# 142476	1 OF 2

ISSUE DATE: MM/DD/YY REV-01
MODEL: NGD-N-FRF-MA-2SP-48 X 84-LH

CANNONDESIGN

SUBMITTAL IDENTIFICATION SHEET

To be completed by Contractor/CM

WEBSTER UNIVERSITY ISB
PROJECT NAME

8274 BIG BEND BLVD
ADDRESS

NUMBER

WEBSTER UNIVERSITY
OWNER

CANNON DESIGN
ARCHITECT / ENGINEER

DEVIN D GATES
SUBMITTED BY

142100-005
CONTRACTOR / CM SUBMITTAL NO.

CANNON DESIGN SUBMITTAL NO.

DRAWING / DETAIL REFERENCE

142100
SPECIFICATION SECTION / PARAGRAPH

MANUFACTURER / SUPPLIER

ITEM / PRODUCT ID

REQUIRED DATE

PRIORITY

CRITICAL

ITEM BEING SUBMITTED (check only one)

- (•) Shop Drawings
- ( ) Samples (_____ copies)
- ( ) LEED Submittal
- ( ) Certification / Qualifications
- ( ) Record Documents
- ( ) Product Data
- ( ) Coordination Drawing
- ( ) Calculations
- ( ) Schedules
- ( ) O&M Manuals
- ( ) Other _____

ITEM BEING SUBMITTED FOR (check only one)

- (•) Action
- ( ) Information Only
- ( ) Record

REMARKS OR DEVIATIONS

CONTRACTOR / CM CERTIFICATION
(SUBMITTALS NOT CERTIFIED WILL BE RETURNED WITHOUT REVIEW)

PARIC

PARIC CORPORATION
SUBMITTAL STAMP

THIS SHOP DRAWING HAS BEEN REVIEWED BY PARIC CORPORATION

Subcontractor remains responsible for dimensions, quantities, coordination with other trades and compliance with contract documents.

By:
Devin D. Gates

DEVIN D GATES
REVIEWED BY

10/7016
DATE

To be completed by Reviewer

14 2100-005
CANNON DESIGN SUBMITTAL NUMBER

10/7/16
RECEIVED DATE

( ) A. No Exceptions Taken
No further review of submittal is required.

( ) B. Make Corrections Noted
Incorporate corrections in work; resubmission is not required.

( ) C. Revise and Resubmit
Revise as noted, and resubmit for review.

( ) D. Rejected
Submittal is not in compliance with Contract Documents; provide new submittal.

( ) E. For Record / Information Only
Submittal was reviewed for Record / Information purposes only.

( ) F. Not Required for Review
Submittal is not required by Contract Documents and has not been reviewed.

Review is for conformance with the design concept of this project and for general compliance with contract documents. Contractor is responsible for quantities, dimensions and compliance with contract documents and for information that pertains to fabrication processes, construction techniques and coordination of this work with all trades which will be affected thereby. This review is null and void if submittal deviates from contract documents and does not indicate or note deviations.

A/E COMMENTS

( ) See attached sheet(s) for additional comments

REVIEWED BY

10.26.2016
DATE